



# Trenches on the Web



## Timeline



### 1914-1918 - Casualty Figures



Dead German troops, Oct-1915

The casualty figures below are presented both in numbers and as a percent of the

total forces mobilized. This method allows us to see the severe toll the war took on the smaller countries such as Rumania, where numbers alone don't convey the loss. These figures are from Susan Everett's *History of World War I* (page 248). No two books tend to have the same figures so don't worry if you see different numbers elsewhere. They are representative enough for the comparative purpose intended here.

**Note:** The Central Powers are **titled in red**.

[Click here](#) to download a zip file containing the Microsoft Excel version 5.0 spreadsheet (casualty.zip, 7K) of this data with sample charts. The spreadsheet does not contain macros and is safe to download.

### PLEASE READ BEFORE EMAILING ME ON OMISSIONS

Please be aware that these figures are taken from the Official History of the war. Allied Dominion figures were not broken out. Thus countries including Australia, Canada, and New Zealand are not listed separately - so I didn't have the data available for the various statistical groupings offered below. I fully appreciate the contributions made by these nations and in no way am I downplaying the important role they played. Keep in mind that I'm a yank, but you'll find more information at this site on Australia, Canada, and New Zealand than you will on the US.

**See also:**

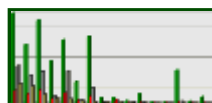
- [The Great War in Numbers](#)



Assisting a wounded mate.

## Sorted by number Mobilized

	Mobilized	Dead	Wounded	Missing/PoW
Russia	12,000,000	1,700,000	4,950,000	2,500,000
<b>Germany</b>	11,000,000	1,773,700	4,216,058	1,152,800
Great Britain	8,904,467	908,371	2,090,212	191,652
France	8,410,000	1,375,800	4,266,000	537,000
<b>Austria-Hungary</b>	7,800,000	1,200,000	3,620,000	2,200,000
Italy	5,615,000	650,000	947,000	600,000
US	4,355,000	126,000	234,300	4,526
<b>Turkey</b>	2,850,000	325,000	400,000	250,000
<b>Bulgaria</b>	1,200,000	87,500	152,390	27,029
Japan	800,000	300	907	3
Rumania	750,000	335,706	120,000	80,000
Serbia	707,343	45,000	133,148	152,958
Belgium	267,000	13,716	44,686	34,659
Greece	230,000	5,000	21,000	1,000
Portugal	100,000	7,222	13,751	12,318
Montenegro	50,000	3,000	10,000	7,000



[Click here for graph of table](#)

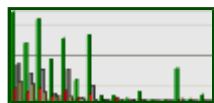


Artillery aftermath.

## Sorted by number dead

	Mobilized	Dead	Wounded	Missing/PoW
<b>Germany</b>	11,000,000	1,773,700	4,216,058	1,152,800
Russia	12,000,000	1,700,000	4,950,000	2,500,000
France	8,410,000	1,375,800	4,266,000	537,000
<b>Austria-Hungary</b>	7,800,000	1,200,000	3,620,000	2,200,000
Great Britain	8,904,467	908,371	2,090,212	191,652
Italy	5,615,000	650,000	947,000	600,000
Rumania	750,000	335,706	120,000	80,000
<b>Turkey</b>	2,850,000	325,000	400,000	250,000
US	4,355,000	126,000	234,300	4,526

<b>Bulgaria</b>	1,200,000	87,500	152,390	27,029
Serbia	707,343	45,000	133,148	152,958
Belgium	267,000	13,716	44,686	34,659
Portugal	100,000	7,222	13,751	12,318
Greece	230,000	5,000	21,000	1,000
Montenegro	50,000	3,000	10,000	7,000
Japan	800,000	300	907	3



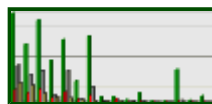
[Click here for graph of table](#)



A few of the 240,000 British war amputees.

#### Sorted by number wounded

	<b>Mobilized</b>	<b>Dead</b>	<b>Wounded</b>	<b>Missing/PoW</b>
Russia	12,000,000	1,700,000	4,950,000	2,500,000
France	8,410,000	1,375,800	4,266,000	537,000
<b>Germany</b>	11,000,000	1,773,700	4,216,058	1,152,800
<b>Austria-Hungary</b>	7,800,000	1,200,000	3,620,000	2,200,000
Great Britain	8,904,467	908,371	2,090,212	191,652
Italy	5,615,000	650,000	947,000	600,000
<b>Turkey</b>	2,850,000	325,000	400,000	250,000
US	4,355,000	126,000	234,300	4,526
<b>Bulgaria</b>	1,200,000	87,500	152,390	27,029
Serbia	707,343	45,000	133,148	152,958
Rumania	750,000	335,706	120,000	80,000
Belgium	267,000	13,716	44,686	34,659
Greece	230,000	5,000	21,000	1,000
Portugal	100,000	7,222	13,751	12,318
Montenegro	50,000	3,000	10,000	7,000
Japan	800,000	300	907	3



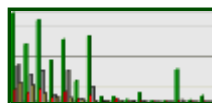
[Click here for graph of table](#)



*Seriously wounded man: Somme, 1916*  
by Andre Dunoyer de Segonzac

### Sorted by number missing/PoW

	Mobilized	Dead	Wounded	Missing/PoW
Russia	12,000,000	1,700,000	4,950,000	2,500,000
<b>Austria-Hungary</b>	7,800,000	1,200,000	3,620,000	2,200,000
<b>Germany</b>	11,000,000	1,773,700	4,216,058	1,152,800
Italy	5,615,000	650,000	947,000	600,000
France	8,410,000	1,375,800	4,266,000	537,000
<b>Turkey</b>	2,850,000	325,000	400,000	250,000
Great Britain	8,904,467	908,371	2,090,212	191,652
Serbia	707,343	45,000	133,148	152,958
Rumania	750,000	335,706	120,000	80,000
Belgium	267,000	13,716	44,686	34,659
<b>Bulgaria</b>	1,200,000	87,500	152,390	27,029
Portugal	100,000	7,222	13,751	12,318
Montenegro	50,000	3,000	10,000	7,000
US	4,355,000	126,000	234,300	4,526
Greece	230,000	5,000	21,000	1,000
Japan	800,000	300	907	3



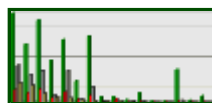
[Click here for graph of table](#)



Polish dead in Latvia.

## Sorted by percent dead of total Mobilized

	Dead %	Wounded %	Missing/PoW %
Rumania	44.76%	16.00%	10.67%
France	16.36%	50.73%	6.39%
<b>Germany</b>	16.12%	38.33%	10.48%
<b>Austria-Hungary</b>	15.38%	46.41%	28.21%
Russia	14.17%	41.25%	20.83%
Italy	11.58%	16.87%	10.69%
<b>Turkey</b>	11.40%	14.04%	8.77%
Great Britain	10.20%	23.47%	2.15%
<b>Bulgaria</b>	7.29%	12.70%	2.25%
Portugal	7.22%	13.75%	12.32%
Serbia	6.36%	18.82%	21.62%
Montenegro	6.00%	20.00%	14.00%
Belgium	5.14%	16.74%	12.98%
US	2.89%	5.38%	0.10%
Greece	2.17%	9.13%	0.43%
Japan	0.04%	0.11%	0.00%



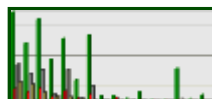
[Click here for graph of table](#)



One of the "men with broken faces."

### Sorted by percent wounded of total Mobilized

	Dead %	Wounded %	Missing/PoW %
France	16.36%	50.73%	6.39%
<b>Austria-Hungary</b>	15.38%	46.41%	28.21%
Russia	14.17%	41.25%	20.83%
<b>Germany</b>	16.12%	38.33%	10.48%
Great Britain	10.20%	23.47%	2.15%
Montenegro	6.00%	20.00%	14.00%
Serbia	6.36%	18.82%	21.62%
Italy	11.58%	16.87%	10.69%
Belgium	5.14%	16.74%	12.98%
Rumania	44.76%	16.00%	10.67%
<b>Turkey</b>	11.40%	14.04%	8.77%
Portugal	7.22%	13.75%	12.32%
<b>Bulgaria</b>	7.29%	12.70%	2.25%
Greece	2.17%	9.13%	0.43%
US	2.89%	5.38%	0.10%
Japan	0.04%	0.11%	0.00%

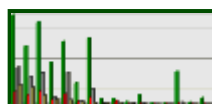


[Click here for graph of table](#)



Sorted by percent missing/PoW of total Mobilized

	Dead %	Wounded %	Missing/PoW %
<b>Austria-Hungary</b>	15.38%	46.41%	28.21%
Serbia	6.36%	18.82%	21.62%
Russia	14.17%	41.25%	20.83%
Montenegro	6.00%	20.00%	14.00%
Belgium	5.14%	16.74%	12.98%
Portugal	7.22%	13.75%	12.32%
Italy	11.58%	16.87%	10.69%
Rumania	44.76%	16.00%	10.67%
<b>Germany</b>	16.12%	38.33%	10.48%
<b>Turkey</b>	11.40%	14.04%	8.77%
France	16.36%	50.73%	6.39%
<b>Bulgaria</b>	7.29%	12.70%	2.25%
Great Britain	10.20%	23.47%	2.15%
Greece	2.17%	9.13%	0.43%
US	2.89%	5.38%	0.10%
Japan	0.04%	0.11%	0.00%



[Click here for graph of table](#)

These figures from *The Two World Wars, Vol I - World War I* by Susan Everett  
Published 1980 by Bison Books

**Notes:**

- Russia.wounded - Includes 1,450,000 permanently disabled
- France.wounded - Includes 690,000 permanently disabled
- Rumania.dead - Excludes 265,000 civilians dead and missing
- Portugal.wounded - Western front only. Another 6,000 dead in Africa
- Turkey**.wounded - 1,565,000 including invalids and deserters
- Bulgaria**.wounded - Excluding those that died of disease during autumn 1918 retreat





What's New

Trenches on the Web © 1996-2002 [Mike Iavarone](#), All Rights Reserved - Date of last maintenance: Monday, 08-Jan-2001 09:30:20 PST